



Kitchen Retailers & Installers Market Rank & Profile UK 2009

Report Sample

**Kitchen Retailers & Installers Market Review 2004-2013, Kitchen Suppliers
Ranking, Profiles, Industry Averages for Sales, Profitability & Key Financials
2004-2013.**

July 2009

Rank & Profile Report Contents

1.	INTRODUCTION TO RANK & PROFILE REPORTS	9
2.	UK KITCHEN RETAILERS & INSTALLERS MARKET	10
2.1	Introduction to this Rank & Profile Report	10
	Kitchen Retailers & Installers Industry Overview 2004-2013	10
	Average Kitchen Retail & Installer Industry Performance 2004-2013	10
	Kitchen Retailers & Installers Market Ranking	10
	Company Profile & Sales Leads	10
2.2	Kitchen Retail Industry Competitor Listing	11
2.3	Kitchen Retailer & Installer Market Performance 2004-2013	14
2.3.1	<i>Kitchen Retail & Installation Market Sales Revenue 2004-2013</i>	14
2.3.2	<i>Kitchen Retailers & Installers Market Profitability 2004-2013</i>	17
2.3.3	<i>Kitchen Retailers & Installers Market Assets 2004-2013</i>	20
2.3.4	<i>Kitchen Retailers & Installers Market Liabilities 2004-2013</i>	22
2.3.5	<i>Kitchen Retailers & Installers Market Net Worth 2004-2013</i>	24
2.4	Kitchen Retailers & Installers Industry Trend Indicators	26
2.4.1	Kitchen Retail Market Share by Growth, Decline & Static Sales	26
2.4.2	Kitchen Retailers & Installers– Industry Structure by Age of Company	26
2.4.3	UK Kitchen Retail Industry – Volume Share by Risk Rating 2009	28
2.4.4	Kitchen Retail Market Structure – Share by Region 2009	29
2.4.5	Kitchen Retail Market–Share by Number of Employees 2009	30
2.4.6	Kitchen Retail Market Structure –Share by Turnover Band 2009	31
2.5	Kitchen Retailers & Installers Average Sales Performance 2004-2013	32
2.5.1	Kitchen Retailers & Installers Market Average Sales Revenue 2004-2013	32
2.5.2	Kitchen Retailers & Installers Average Profitability 2004-2013	34
2.5.3	Kitchen Retailers & Installers Market Average Assets 2004-2013	36
2.5.4	Kitchen Retailers & Installers Market Average Liabilities 2004-2013	38
2.5.5	Kitchen Retailers & Installers Market Average Net Worth 2004-2013	39
2.5.6	Kitchen Retail Market Average Employee/Sales Ratio 2004-2013	40
3.	KITCHEN RETAILERS & INSTALLERS COMPANY RANKINGS	41
3.1	Introduction to the Rankings	41
3.2	Kitchen Retailers & Installers Sales Estimates & Turnover Rank	42
3.2.1	Kitchen Retailers & Installers Ranking by Turnover - 2008	42
3.2.2	Individual Kitchen Retailers & Installers Company Sales Revenues	43
3.3	Kitchen Retailers & Installers Ranking by Profit	45
3.4	Company Ranking by Total Assets	46
3.5	Company Ranking by Net Worth	47
3.5	Ranking by Number of Employees	48
4.	KITCHEN RETAILERS & INSTALLERS COMPANY PROFILES	49
	Abbey Kitchen & Bathrooms Ltd - Company Overview & 'At a Glance'	49
	Adam Furniture Group Plc - Company Overview & 'At a Glance'	50
	Allied Manufacturing Company (London) Limited - Company Overview & 'At a Glance'	51
	Aino Ltd (In-Toto) - Company Overview & 'At a Glance'	52
	Alternative Plans - Company Overview & 'At a Glance'	53
	Apex Interior Systems Ltd - Company Overview & 'At a Glance'	54
	Archcourt Ltd - Company Overview & 'At a Glance'	55
	Arkad Services Ltd - Company Overview & 'At a Glance'	56
	Artisan Bespoke Furniture Ltd - Company Overview & 'At a Glance'	57
	Ashley Ann - Company Overview & 'At a Glance'	58
	Bespoke Kitchens Systems Ltd - Company Overview & 'At a Glance'	59
	Better Kitchens Ltd - Company Overview & 'At a Glance'	60
	Birchwood Ltd - Company Overview & 'At a Glance'	61
	Boa Style - Company Overview & 'At a Glance'	62
	Bodel Manufacturing Ltd - Company Overview & 'At a Glance'	63
	Browns Ltd - Company Overview & 'At a Glance'	64
	BSF Solid Surfaces Ltd - Company Overview & 'At a Glance'	65
	Capricorn Kitchen Studios Ltd - Company Overview & 'At a Glance'	66
	Cavendish Equipment Ltd - Company Overview & 'At a Glance'	67
	Chamois Furnishings Ltd - Company Overview & 'At a Glance'	68
	Change Of Style Granite & Stone Ltd - Company Overview & 'At a Glance'	69
	Changing Rooms Leicester Ltd - Company Overview & 'At a Glance'	70
	Chantry Kitchens Ltd - Company Overview & 'At a Glance'	71
	Chenez Ltd - Company Overview & 'At a Glance'	72
	Clarity Arts Ltd - Company Overview & 'At a Glance'	73
	Clive Christian - Company Overview & 'At a Glance'	74
	Commodore Kitchens Ltd - Company Overview & 'At a Glance'	75
	Contract Kitchen New Milton Ltd - Company Overview & 'At a Glance'	76
	Contract Kitchens - Company Overview & 'At a Glance'	77
	Cordiners Kitchens & Bedrooms Ltd - Company Overview & 'At a Glance'	78
	Counter Production Ltd - Company Overview & 'At a Glance'	79
	Countryside Kitchens Ltd - Company Overview & 'At a Glance'	80
	Court Homemakers - Company Overview & 'At a Glance'	81
	Crown Products (Kent) Ltd - Company Overview & 'At a Glance'	82
	Cupboard Love UK Ltd - Company Overview & 'At a Glance'	83
	Custom Design - Company Overview & 'At a Glance'	84
	Custom Kitchens (Poole) Ltd - Company Overview & 'At a Glance'	85

David Johnston Design - Company Overview & 'At a Glance'	86
Dayrooms Ltd - Company Overview & 'At a Glance'	87
De Mornay Boyes Ltd - Company Overview & 'At a Glance'	88
Dennis & Robinson Ltd - Company Overview & 'At a Glance'	89
Design Interiors Ltd - Company Overview & 'At a Glance'	90
Direct K B B Ltd - Company Overview & 'At a Glance'	91
Dream Doors Ltd - Company Overview & 'At a Glance'	92
DTW Installations - Company Overview & 'At a Glance'	93
Duo Design & Build Ltd - Company Overview & 'At a Glance'	94
Eclipse Kitchens & Bedrooms Ltd - Company Overview & 'At a Glance'	95
Edwardian Kitchen Co Ltd - Company Overview & 'At a Glance'	96
Empire Kitchen Co - Company Overview & 'At a Glance'	97
English Hardwood Design Ltd - Company Overview & 'At a Glance'	98
F D Kitchens - Company Overview & 'At a Glance'	99
Falcon Interiors Ltd - Company Overview & 'At a Glance'	100
Figura Ltd - Company Overview & 'At a Glance'	101
Finefix Ltd - Company Overview & 'At a Glance'	102
Fontoura Worktops - Company Overview & 'At a Glance'	103
G & A Solutions Ltd - Company Overview & 'At a Glance'	104
George Morrison Ltd - Company Overview & 'At a Glance'	105
German Kitchen Solutions - Company Overview & 'At a Glance'	106
Hallmark Kitchens Ltd - Company Overview & 'At a Glance'	107
Hardleys Kitchens & Bedrooms - Company Overview & 'At a Glance'	108
Harvey Jones - Company Overview & 'At a Glance'	109
Hayburn Wood Products Ltd - Company Overview & 'At a Glance'	110
Himley Kitchens Ltd - Company Overview & 'At a Glance'	111
HK Group - Company Overview & 'At a Glance'	112
Home Choose Kitchens - Company Overview & 'At a Glance'	113
Homeform Group Ltd.(Moben) - Company Overview & 'At a Glance'	114
Ideal Distribution Ltd - Company Overview & 'At a Glance'	115
Ikas World Of Kitchens - Company Overview & 'At a Glance'	116
Imperial Cabinet Co - Company Overview & 'At a Glance'	117
Intamarble Ltd - Company Overview & 'At a Glance'	118
James Theobald Ltd - Company Overview & 'At a Glance'	119
John Lewis Of Hungerford Plc - Company Overview & 'At a Glance'	120
Johnson & Johnson Furniture Plc - Company Overview & 'At a Glance'	121
Joinery & Timber Creations (65) Ltd - Company Overview & 'At a Glance'	122
Just Granite - Company Overview & 'At a Glance'	123
K D R Kitchen Factory Ltd - Company Overview & 'At a Glance'	124
Kazfam Kitchen Systems - Company Overview & 'At a Glance'	125
KBB Studios Ltd - Company Overview & 'At a Glance'	126
Kendal Domus Design Ltd - Company Overview & 'At a Glance'	127
Kitchen & Bathroom World Ltd - Company Overview & 'At a Glance'	128
Kitchen Art Ltd - Company Overview & 'At a Glance'	129
Kitchen Consultants Ltd - Company Overview & 'At a Glance'	130
Kitchen Culture - Company Overview & 'At a Glance'	131
Kitchen Finesse Highland Ltd - Company Overview & 'At a Glance'	132
Kitchens & Bathrooms Direct - Company Overview & 'At a Glance'	133
Kitchens Ltd - Company Overview & 'At a Glance'	134
Kitchens With Klass Ltd - Company Overview & 'At a Glance'	135
Knightsbridge Kitchens - Company Overview & 'At a Glance'	136
Kutchenhaus - Company Overview & 'At a Glance'	137
Leangrange Ltd - Company Overview & 'At a Glance'	138
Leavale Ltd - Company Overview & 'At a Glance'	139
Lines & Jones Ltd - Company Overview & 'At a Glance'	140
Lochside Installations - Company Overview & 'At a Glance'	141
Mag Kitchens & Bathrooms Ltd - Company Overview & 'At a Glance'	142
Magnet Group - Company Overview & 'At a Glance'	143
Marpatt Plc - Company Overview & 'At a Glance'	144
Masterpieces Ltd - Company Overview & 'At a Glance'	145
Mereway Contracts Ltd - Company Overview & 'At a Glance'	146
Mimar Ltd - Company Overview & 'At a Glance'	147
Monzie Joinery - Company Overview & 'At a Glance'	148
Moore's Furniture Group Ltd - Company Overview & 'At a Glance'	149
Murray & Murray - Company Overview & 'At a Glance'	150
Naturewood Ltd - Company Overview & 'At a Glance'	151
New Kitchen & Bathroom Centre - Company Overview & 'At a Glance'	152
Newcastle Furniture Co.Ltd - Company Overview & 'At a Glance'	153
Nicholas Anthony - Company Overview & 'At a Glance'	154
Nobilis GB Ltd - Company Overview & 'At a Glance'	155
Norwood Interiors Ltd - Company Overview & 'At a Glance'	156
Ochre - Company Overview & 'At a Glance'	157
Offspec Kitchens - Company Overview & 'At a Glance'	158
Omega Kitchens (Leicestershire) Ltd - Company Overview & 'At a Glance'	159
Optiplan Kitchens - Company Overview & 'At a Glance'	160
Palazzo Dream Kitchens (Scotland) Ltd - Company Overview & 'At a Glance'	161
Peter Haining Kitchens Ltd - Company Overview & 'At a Glance'	162
Phillip Dowse Interiors Ltd - Company Overview & 'At a Glance'	163
Plain English Design - Company Overview & 'At a Glance'	164
Plasman Laminate Products Ltd - Company Overview & 'At a Glance'	165
Poggenpohl Group UK Ltd - Company Overview & 'At a Glance'	166

Prentice Furniture - Company Overview & 'At a Glance'	167
Pullman Furniture Ltd - Company Overview & 'At a Glance'	168
Q A (Ironbridge) Ltd - Company Overview & 'At a Glance'	169
Ravensdale Indoor Living - Company Overview & 'At a Glance'	170
Raventree - Company Overview & 'At a Glance'	171
Reface Scotland - Company Overview & 'At a Glance'	172
Richford Design Ltd - Company Overview & 'At a Glance'	173
Rivendell Of Winchester Ltd - Company Overview & 'At a Glance'	174
Robinson & Cornish Ltd - Company Overview & 'At a Glance'	175
Roundel Manufacturing Ltd - Company Overview & 'At a Glance'	176
Roundhouse Design Ltd - Company Overview & 'At a Glance'	177
SFG Products Ltd - Company Overview & 'At a Glance'	178
Sigma 3 Kitchens Ltd - Company Overview & 'At a Glance'	179
Simplicity Interiors Ltd - Company Overview & 'At a Glance'	180
Spekva Uk Ltd - Company Overview & 'At a Glance'	181
Spen Valley Kitchens Ltd - Company Overview & 'At a Glance'	182
Sterling Designs Ltd - Company Overview & 'At a Glance'	183
Stoneham Plc - Company Overview & 'At a Glance'	184
Such Designs Ltd - Company Overview & 'At a Glance'	185
Sussex Kitchen Designs Ltd - Company Overview & 'At a Glance'	186
System 6 Kitchens Ltd - Company Overview & 'At a Glance'	187
T & S Bespoke Kitchens Ltd - Company Overview & 'At a Glance'	188
Talk Kitchens & Bathrooms Ltd - Company Overview & 'At a Glance'	189
The Complete Kitchen Co.Ltd - Company Overview & 'At a Glance'	190
The Kitchen Centre (Newcastle) Ltd - Company Overview & 'At a Glance'	191
The Kitchen Range - Company Overview & 'At a Glance'	192
Thwaite Holme Kitchens & Bedrooms Ltd - Company Overview & 'At a Glance'	193
Topline Distribution - Company Overview & 'At a Glance'	194
Tradestyle Cabinets Ltd - Company Overview & 'At a Glance'	195
Trans-Form Kitchens (East Anglia) Ltd - Company Overview & 'At a Glance'	196
Treyone Woodcraft Ltd - Company Overview & 'At a Glance'	197
Twenty5 Design Ltd - Company Overview & 'At a Glance'	198
Ultima Furniture Systems Ltd - Company Overview & 'At a Glance'	199
Underwood Kitchens Ltd - Company Overview & 'At a Glance'	200
Unibase Cabinet Systems - Company Overview & 'At a Glance'	201
VC Industries Ltd - Company Overview & 'At a Glance'	202
White Rose Interiors Ltd - Company Overview & 'At a Glance'	203
Whitehall Fabrications Ltd - Company Overview & 'At a Glance'	204
William Ball - Company Overview & 'At a Glance'	205
Wood Style Kitchens & Bedrooms Ltd - Company Overview & 'At a Glance'	206
Woodbridge Interiors Ltd - Company Overview & 'At a Glance'	207
Woodcraft - Company Overview & 'At a Glance'	208
Wooden Heart Warehouse Ltd - Company Overview & 'At a Glance'	209
Woodwork Traditional Handmade Furniture Ltd - Company Overview & 'At a Glance'	210
Worktop Fabrications Ltd - Company Overview & 'At a Glance'	211

Market Report Tables & Charts

Figure 1: Kitchen Retail & Installation Companies Listing	12
Figure 2: Kitchen Retail & Installation Market Sales 2004-2013 £M	15
Figure 3: Kitchen Retailers & Installers Market Total Sales % Change 2004-2013	17
Figure 4: Kitchen Retailers & Installers Market Total Profit 2004-2013	18
Figure 5: Kitchen Retailers & Installers Industry Total Profit % Change 2004-2013	19
Figure 6: Kitchen Retailers & Installers Market Total Assets (Current & Fixed) 2005-2013	21
Figure 7: Kitchen Retailers & Installers Industry Assets % Change 2005-2013	22
Figure 8: Kitchen Retailers & Installers Market Total Liabilities (Current & Long Term) 2004-2013	23
Figure 9: Kitchen Retailers & Installers Market Total Liabilities % Change 2004-2013	24
Figure 10: Kitchen Retailers & Installers Industry Net Worth 2004-2013	25
Figure 11: Kitchen Retailers & Installers Market Total Net Worth % Change 2004-2013	26
Figure 12: Kitchen Retailers & Installers – Market Share by 12 Month Sales Performance to June 2009	27
Figure 13: Kitchen Retailers & Installers Industry – Market Share by Age of Company	28
Figure 14: Kitchen Retailers & Installers Industry Structure– Market Share by Credit Rating June 2009	29
Figure 15: Kitchen Retailers & Installers Industry Structure –Share by Geographical Region 2009	30
Figure 16: Kitchen Retail Industry - Share by Employees by Volume June 2009	31
Figure 17: Kitchen Retailers & Installers Industry Structure - Share by Turnover Band by Volume 2009	32
Figure 18: Kitchen Retailers & Installers Market Average Sales Turnover 2004-2013	33
Figure 19: Kitchen Retailers & Installers Market Average Sales % Change 2004-2013	34
Figure 20: Kitchen Retailers & Installers Market Average Profitability 2004-2013	35
Figure 21: Kitchen Retailers & Installers Market Average Profitability % Change 2004-2013	36
Figure 22: Kitchen Retailers & Installers Market Average Total Assets 2005-2012	37
Figure 23: Kitchen Retailers & Installers Market Average Assets % Change 2005-2012	38
Figure 24: Kitchen Retailers & Installers Market Average Total Liabilities 2004-2013	39
Figure 25: Kitchen Retailers & Installers Market Average Liabilities % Change 2004-2013	39
Figure 26: Kitchen Retailers & Installers Market Average Net Worth 2004-2013	40
Figure 27: Kitchen Retailers & Installers Market Average Net Worth % Change 2004-2013	41
Figure 28: Kitchen Retailers & Installers Industry Average Sales / Employees Ratio 2004-2013	41
Table 29: Ranking by Turnover 2008 - Kitchen Retailers & Installers	43
Table 30: Turnover Estimates (£M) 2008 - Kitchen Retailers & Installers	44
Table 31: Ranking by Profit 2008 - Kitchen Retailers & Installers	46
Table 32: Ranking by Assets 2008– Kitchen Retailers & Installers	47
Table 33: Ranking by Net Worth 2008 – Kitchen Retailers & Installers	48
Table 34: Ranking by Number of Employees 2008	49
Abbey Kitchen & Bathrooms Ltd - 4 Year KPIs to Year End 31/12/07	50
Adam Furniture Group Plc - 4 Year KPIs to Year End 31/12/07	51
Allied Manufacturing Company (London) Limited - 4 Year KPIs to Year End 30/09/07	52
Alno Ltd (In-Toto) - 4 Year KPIs to Year End 31/12/07	53
Alternative Plans - 4 Year KPIs to Year End 30/06/08	54
Apex Interior Systems Ltd - 4 Year KPIs to Year End 30/04/08	55
Archcourt Ltd - 4 Year KPIs to Year End 31/03/08	56
Arkad Services Ltd - 4 Year KPIs to Year End 30/11/07	57
Artisan Bespoke Furniture Ltd - 4 Year KPIs to Year End 30/06/08	58
Ashley Ann - 4 Year KPIs to Year End 31/03/08	59
Bespoke Kitchens Systems Ltd - 4 Year KPIs to Year End 30/09/07	60
Better Kitchens Ltd - 4 Year KPIs to Year End 31/12/07	61
Birchwood Ltd - 4 Year KPIs to Year End 31/05/06	62
Boa Style - 4 Year KPIs to Year End 31/07/07	63
Bodel Manufacturing Ltd - 4 Year KPIs to Year End 31/08/08	64
Browns Ltd - 4 Year KPIs to Year End 31/03/08	65
Bsf Solid Surfaces Ltd - 4 Year KPIs to Year End 31/08/08	66
Capricorn Kitchen Studios Ltd - 4 Year KPIs to Year End 29/02/08	67
Cavendish Equipment Ltd - 4 Year KPIs to Year End 31/10/08	68
Chamois Furnishings Ltd - 4 Year KPIs to Year End 30/09/08	69
Change Of Style Granite & Stone Ltd - 4 Year KPIs to Year End 31/03/07	70
Changing Rooms Leicester Ltd - 4 Year KPIs to Year End 31/12/06	71
Chantry Kitchens Ltd - 4 Year KPIs to Year End 31/01/08	72
Chenez Ltd - 4 Year KPIs to Year End 31/12/07	73
Clarity Arts Ltd - 4 Year KPIs to Year End 30/04/08	74
Clive Christian - 4 Year KPIs to Year End 31/12/07	75
Commodore Kitchens Ltd - 4 Year KPIs to Year End 30/09/08	76
Contract Kitchen New Milton Ltd - 4 Year KPIs to Year End 31/03/08	77
Contract Kitchens - 4 Year KPIs to Year End 30/04/08	78
Cordiners Kitchens & Bedrooms Ltd - 4 Year KPIs to Year End 31/12/07	79
Counter Production Ltd - 4 Year KPIs to Year End 31/03/08	80
Countryside Kitchens Ltd - 4 Year KPIs to Year End 31/12/07	81
Court Homemakers - 4 Year KPIs to Year End 31/03/08	82
Crown Products (Kent) Ltd - 4 Year KPIs to Year End 31/03/08	83
Cupboard Love Uk Ltd - 4 Year KPIs to Year End 30/06/08	84
Custom Design - 4 Year KPIs to Year End 30/06/08	85
Custom Kitchens (Poole) Ltd - 4 Year KPIs to Year End 31/07/08	86
David Johnston Design - 4 Year KPIs to Year End 31/05/08	87
Dayrooms Ltd - 4 Year KPIs to Year End 31/05/08	88
De Mornay Boyes Ltd - 4 Year KPIs to Year End 31/08/08	89
Dennis & Robinson Ltd - 4 Year KPIs to Year End 01/08/08	90
Design Interiors Ltd - 4 Year KPIs to Year End 31/08/07	91

Direct K B B Ltd - 4 Year KPIs to Year End 30/06/08	92
Dream Doors Ltd - 4 Year KPIs to Year End 29/02/08	93
DTW Installations - 4 Year KPIs to Year End 31/03/08	94
Duo Design & Build Ltd - 4 Year KPIs to Year End 30/09/07	95
Eclipse Kitchens & Bedrooms Ltd - 4 Year KPIs to Year End 31/01/09	96
Edwardian Kitchen Co Ltd - 4 Year KPIs to Year End 31/10/07	97
Empire Kitchen Co - 4 Year KPIs to Year End 31/07/07	98
English Hardwood Design Ltd - 4 Year KPIs to Year End 31/05/08	99
F D Kitchens - 4 Year KPIs to Year End 31/03/08	100
Falcon Interiors Ltd - 4 Year KPIs to Year End 30/06/08	101
Figura Ltd - 4 Year KPIs to Year End 31/03/08	102
Finefix Ltd - 4 Year KPIs to Year End 31/03/08	103
Fontoura Worktops - 4 Year KPIs to Year End 31/10/08	104
G & A Solutions Ltd - 4 Year KPIs to Year End 31/03/08	105
George Morrison Ltd - 4 Year KPIs to Year End 31/08/08	106
German Kitchen Solutions - 4 Year KPIs to Year End 31/03/08	107
Hallmark Kitchens Ltd - 4 Year KPIs to Year End 31/9/08	108
Hardleys Kitchens & Bedrooms - 4 Year KPIs to Year End 30/04/08	109
Harvey Jones - 4 Year KPIs to Year End 31/12/07	110
Hayburn Wood Products Ltd - 4 Year KPIs to Year End 31/10/08	111
Himley Kitchens Ltd - 4 Year KPIs to Year End 30/06/07	112
HK Group - 4 Year KPIs to Year End 30/06/08	113
Home Choose Kitchens - 4 Year KPIs to Year End 31/03/08	114
Homeform Group Ltd.(Moben) - 4 Year KPIs to Year End 30/03/08	115
Ideal Distribution Ltd - 4 Year KPIs to Year End 31/03/08	116
Ikas World Of Kitchens - 4 Year KPIs to Year End 31/03/08	117
Imperial Cabinet Co - 4 Year KPIs to Year End 31/01/08	118
Intamarble Ltd - 4 Year KPIs to Year End 31/08/07	119
James Theobald Ltd - 4 Year KPIs to Year End 30/06/08	120
John Lewis Of Hungerford Plc - 4 Year KPIs to Year End 31/08/08	121
Johnson & Johnson Furniture Plc - 4 Year KPIs to Year End 30/09/08	122
Joinery & Timber Creations (65) Ltd - 4 Year KPIs to Year End 31/12/07	123
Just Granite - 4 Year KPIs to Year End 30/11/07	124
K D R Kitchen Factory Ltd - 4 Year KPIs to Year End 31/03/08	125
Kazfam Kitchen Systems - 4 Year KPIs to Year End 30/06/08	126
KBB Studios Ltd - 4 Year KPIs to Year End 31/01/08	127
Kendal Domus Design Ltd - 4 Year KPIs to Year End 31/12/07	128
Kitchen & Bathroom World Ltd - 4 Year KPIs to Year End 31/10/07	129
Kitchen Art Ltd - 4 Year KPIs to Year End 31/01/08	130
Kitchen Consultants Ltd - 4 Year KPIs to Year End 31/12/07	131
Kitchen Culture - 4 Year KPIs to Year End 30/04/07	132
Kitchen Finesse Highland Ltd - 4 Year KPIs to Year End 31/07/08	133
Kitchens & Bathrooms Direct - 4 Year KPIs to Year End 31/10/07	134
Kitchens Ltd - 4 Year KPIs to Year End 31/12/08	135
Kitchens With Klass Ltd - 4 Year KPIs to Year End 30/09/08	136
Knightsbridge Kitchens - 4 Year KPIs to Year End 28/02/08	137
Kutchenhaus - 4 Year KPIs to Year End 31/12/07	138
Leangrange Ltd - 4 Year KPIs to Year End 31/03/08	139
Leanvale Ltd - 4 Year KPIs to Year End 30/11/07	140
Lines & Jones Ltd - 4 Year KPIs to Year End 30/06/08	141
Lochside Installations - 4 Year KPIs to Year End 30/04/08	142
Mag Kitchens & Bathrooms Ltd - 4 Year KPIs to Year End 30/11/07	143
Magnet Group - 4 Year KPIs to Year End 31/12/07	144
Marpatt Plc - 4 Year KPIs to Year End 31/12/07	145
Masterpieces Ltd - 4 Year KPIs to Year End 30/04/07	146
Mereway Contracts Ltd - 4 Year KPIs to Year End 31/03/08	147
Mimar Ltd - 4 Year KPIs to Year End 31/03/08	148
Monzie Joinery - 4 Year KPIs to Year End 31/12/07	149
Moore's Furniture Group Ltd - 4 Year KPIs to Year End 31/12/07	150
Murray & Murray - 4 Year KPIs to Year End 31/07/08	151
Naturewood Ltd - 4 Year KPIs to Year End 31/12/07	152
New Kitchen & Bathroom Centre - 4 Year KPIs to Year End 31/03/08	153
Newcastle Furniture Co.Ltd - 4 Year KPIs to Year End 31/12/07	154
Nicholas Anthony - 4 Year KPIs to Year End 31/12/07	155
Nobilia Gb Ltd - 4 Year KPIs to Year End 31/12/07	156
Norwood Interiors Ltd - 4 Year KPIs to Year End 31/12/07	157
Ochre - 4 Year KPIs to Year End 31/03/08	158
Offspec Kitchens - 4 Year KPIs to Year End 31/12/07	159
Omega Kitchens (Leicestershire) Ltd - 4 Year KPIs to Year End 30/09/08	160
Optiplan Kitchens - 4 Year KPIs to Year End 31/12/07	161
Palazzo Dream Kitchens (Scotland) Ltd - 4 Year KPIs to Year End 31/12/07	162
Peter Haining Kitchens Ltd - 4 Year KPIs to Year End 30/04/08	163
Philip Dowse Interiors Ltd - 4 Year KPIs to Year End 31/03/08	164
Plain English Design - 4 Year KPIs to Year End 30/09/08	165
Plasman Laminate Products Ltd - 4 Year KPIs to Year End 31/03/08	166
Poggenpohl Group Uk Ltd - 4 Year KPIs to Year End 31/12/07	167
Prentice Furniture - 4 Year KPIs to Year End 30/09/08	168
Pullman Furniture Ltd - 4 Year KPIs to Year End 31/10/07	169
Q A (Ironbridge) Ltd - 4 Year KPIs to Year End 31/03/08	170
Ravensdale Indoor Living - 4 Year KPIs to Year End 31/12/07	171
Raventree - 4 Year KPIs to Year End 28/03/08	172

Reface Scotland - 4 Year KPIs to Year End 31/12/07	173
Richford Design Ltd - 4 Year KPIs to Year End 31/10/07	174
Rivendell Of Winchester Ltd - 4 Year KPIs to Year End 30/04/08	175
Robinson & Cornish Ltd - 4 Year KPIs to Year End 30/04/07	176
Roundel Manufacturing Ltd - 4 Year KPIs to Year End 31/01/08	177
Roundhouse Design Ltd - 4 Year KPIs to Year End 30/06/08	178
SFG Products Ltd - 4 Year KPIs to Year End 31/03/08	179
Sigma 3 Kitchens Ltd - 4 Year KPIs to Year End 01/06/08	180
Simplicity Interiors Ltd - 4 Year KPIs to Year End 30/06/08	181
Spekva Uk Ltd - 4 Year KPIs to Year End 31/12/08	182
Spen Valley Kitchens Ltd - 4 Year KPIs to Year End 30/04/08	183
Sterling Designs Ltd - 4 Year KPIs to Year End 31/12/07	184
Stoneham Plc - 4 Year KPIs to Year End 31/12/07	185
Such Designs Ltd - 4 Year KPIs to Year End 31/03/08	186
Sussex Kitchen Designs Ltd - 4 Year KPIs to Year End 30/09/08	187
System 6 Kitchens Ltd - 4 Year KPIs to Year End 31/01/08	188
T & S Bespoke Kitchens Ltd - 4 Year KPIs to Year End 29/02/08	189
Talk Kitchens & Bathrooms Ltd - 4 Year KPIs to Year End 30/09/07	190
The Complete Kitchen Co.Ltd - 4 Year KPIs to Year End 30/09/07	191
The Kitchen Centre (Newcastle) Ltd - 4 Year KPIs to Year End 31/08/08	192
The Kitchen Range - 4 Year KPIs to Year End 31/05/08	193
Thwaite Holme Kitchens & Bedrooms Ltd - 4 Year KPIs to Year End 31/12/08	194
Topline Distribution - 4 Year KPIs to Year End 31/12/07	195
Tradestyle Cabinets Ltd - 4 Year KPIs to Year End 31/01/08	196
Trans-Form Kitchens (East Anglia) Ltd - 4 Year KPIs to Year End 31/01/08	197
Treyone Woodcraft Ltd - 4 Year KPIs to Year End 30/09/08	198
Twenty5 Design Ltd - 4 Year KPIs to Year End 31/07/08	199
Ultima Furniture Systems Ltd - 4 Year KPIs to Year End 31/01/08	200
Underwood Kitchens Ltd - 4 Year KPIs to Year End 31/12/07	201
Unibase Cabinet Systems - 4 Year KPIs to Year End 30/04/08	202
VC Industries Ltd - 4 Year KPIs to Year End 31/12/08	203
White Rose Interiors Ltd - 4 Year KPIs to Year End 31/08/08	204
Whitehall Fabrications Ltd - 4 Year KPIs to Year End 31/12/07	205
William Ball - 4 Year KPIs to Year End 31/03/08	206
Wood Style Kitchens & Bedrooms Ltd - 4 Year KPIs to Year End 31/07/06	207
Woodbridge Interiors Ltd - 4 Year KPIs to Year End 31/01/08	208
Woodcraft - 4 Year KPIs to Year End 31/01/08	209
Wooden Heart Warehouse Ltd - 4 Year KPIs to Year End 31/03/08	210
Woodwork Traditional Handmade Furniture Ltd - 4 Year KPIs to Year End 31/03/08	211
Worktop Fabrications Ltd - 4 Year KPIs to Year End 31/03/08	212

This report reflects MTW Research's independent view of the market which may differ from other third party views. Whilst we try to ensure that our reports are an accurate depiction of their respective markets, it must be emphasised that the figures and comment contained therein are estimates based on a mix of primary and secondary research, and should therefore be treated as such.

Terms & Conditions of Use

The information contained within this report remains the copyright of MTW Research. Subject to these Terms and Conditions (this "Agreement"), MTW Research ("we", "our", "us") makes available this publication and data or information contained therein (the "Report"). Your use of this report constitutes your acknowledgment and assent to be bound by this Agreement.

Permitted Use, Limitations on Use

You may access purchased Reports only as required to view the Reports for your individual use, and may print/copy a purchased Report once for your use. You may copy extracts from purchased Reports onto your own documents, provided that all citations are attributed to "MTW Research", and are for internal use only. You may not republish, resell or redistribute any Report, or do anything else with any Report, which is not specifically permitted in this Agreement. You may not reproduce, store in a retrieval system or transmit by any means, electronic or mechanical, any report without the prior permission of MTW Research.

Limitation of Liability

You are entirely liable for activities conducted by you or anyone else in connection with your use of the Report. We take no responsibility for any incorrect information supplied to us during the research process. Market information is based on telephone interviews and secondary sources whose accuracy we cannot guarantee. You acknowledge when ordering that MTW Research Reports are for your internal use and not for general publication or disclosure to third parties, unless otherwise agreed. Neither MTW Research nor any of its affiliates, owners, employees or other representatives will be liable for damages arising out of or in connection with the use of the Report or the information, content, materials or products included in the Report. This is a comprehensive limitation of liability that applies to all damages of any kind, including (without limitation) compensatory, direct, indirect or consequential damages, loss of data, income or profit, loss of or damage to property and claims of third parties.

Applicable Law

This Agreement will be governed by and construed in accordance with the laws of England and Wales without giving effect to the principles of conflict of laws thereof, and to the extent permitted by applicable law, you consent to the jurisdiction of courts situated in England and Wales in any action arising under this agreement.

Intellectual Property Rights

You acknowledge that legal and beneficial interest in Intellectual Property Rights in connection with the Report belong to us. This includes all Intellectual Property Rights in any Material. You have no rights in or to the Report and you may not use any Material other than as permitted under this Agreement. We grant you a non-exclusive, non-transferable licence to use the Intellectual Property Rights referred to above solely for the use of Material as permitted under this agreement.

Companies Included

Whilst MTW endeavour to ensure that the majority of the major companies active in the market with which this report is concerned are included, it should be noted that the list of companies included in this report is not exhaustive and the inclusion or otherwise of a company in this report does not necessarily indicate, nor should be interpreted as, a company's relevance or otherwise in a particular market. Whilst we endeavour to attain high levels of accuracy, it should be borne in mind that the rankings and other information provided within this report contain an element of estimation, should be regarded as such and treated with a degree of caution.

Estimates Provided

In order to enable benchmarking, competitor analysis and facilitate further market research, MTW have provided estimates for turnover, profit before tax and number of employees for small, medium sized and other companies who are not obliged to submit this information to Companies House. As such, in the interests of clarity, all data relating to turnover, profit and number of employees provided in this report should be regarded as independent estimates by MTW. Whilst we endeavour to attain high levels of accuracy with these estimates, they may not reflect the actual figures of a company and should therefore be treated with caution.

1. Introduction to Rank & Profile Reports

MTW Research Rank and Profile reports are designed to provide the reader with an independent, comprehensive overview of current, recent & future trading conditions and potential sales leads within their respective markets in an easy to use and easy to disseminate format.

Based on actual sales returns which provide higher confidence levels and researched by market research professionals with experience in the industry, MTW's Rank and Profile reports represent an excellent tool on which to base further strategic or operational decision making, develop sales, or to gain a greater understanding of the current and future performance of an industry.

This report enables the reader to undertake

- **Fast and Effective Company & Industry Analysis**

With the report providing an Industry Review with market structure, sales totals, sales averages and forecasts to 2013; Ranking section; and a more detailed Profile section; the depth and range of analysis provides a comprehensive overview of the market's performance and estimated ranking for each company included in the report. Each company has a 1-page profile with key financial indicators, providing crucial company analysis on which to base further research and strategic decision-making or develop relevant sales leads.

- **Market Size & Trends for Sales & Industry Value to 2013**

Industry trends, market size and performance for revenue and industry value is provided from 2004 through to 2013 – based on primary research & actual sales returns, enabling a fast and accurate understanding of key industry trends and likely future prospects, facilitating sales and marketing planning.

- **Identify & Target the Most Relevant Sales Leads**

The report identifies the key players in the industry, and ranks them by sales, profitability and a number of other key performance indicators, enabling you to quickly identify and target the most relevant and best performing companies in the industry. The additional contact name and mailing details for each company provide the key to quickly increasing sales leads in this industry.

- **Benchmark & Monitor a Company's Performance against the Industry.**

4 years of the most recent accounts available, supported by our own estimates, are supplied for each company enabling the reader to understand the position of any company in the market and gauge its market share and performance against competitors in recent years.

- **Turnover & Profit Estimates for Every Company**

MTW reports are unique in that we have provided an estimate for turnover and profit ranking for every company listed, enabling the reader to gauge market share of smaller and medium sized businesses, as well as the larger companies.

- **Monitor The Market Leaders' Performance.**

Key financial data are provided for every company listed for the last 4 years, enabling the reader to quickly and effectively track a company's performance in recent years, providing an excellent foundation on which to base further SWOT analysis to provide a comprehensive review of your competitive environment.

- **A Company Listing More Relevant to Your Market**

MTW Research have been researching and writing market reports in these sectors since 1999 and as such we are able to develop a company listing which is more relevant to your chosen market, saving you time and money.

- **Save Your Company's Time & Money**

MTW's *Rank & Profile* reports represent excellent value for money and don't bombard you with irrelevant financial data; they are designed to enable you to engage in fast and effective market and competitor analysis. We focus on providing what's important in an easy to reference and use format.

2. UK Kitchen Retailers & Installers Market

2.1 Introduction to this Rank & Profile Report

In order to offer a comprehensive and informative marketing tool, this report includes:-

Kitchen Retailers & Installers Industry Overview 2004-2013

Overview of the industry's performance 2004-2008 and forecasts to 2013, including:-

- Total Industry Sales Turnover 2004-2009 & Key Trend Analysis
- Market Sales Forecasts to 2013 - Likely Future Prospects
- Market Share by Growing, Declining & Static Sales Companies
- Market Share Mix by Employee Numbers, Geography & Turnover Size in 2009
- Market Mix for Credit Worthiness & Risk Ratings in June 2009
- Total Industry Profitability, Assets & Liabilities, Net Worth

Average Kitchen Retail & Installer Industry Performance 2004-2013

A Profile of the 'Average' Kitchen Supplier, enabling effective and fast comparisons:-

- Average Kitchen Retail Supplier Sales Revenue 2004-2013, annual performance
- Average Company Profit Levels 2004-2013
- Average Assets & Liabilities 2004-2013
- Average Net Worth 2004-2013
- Average Value of Sales per Employee 2004-2013

Kitchen Retailers & Installers Market Ranking

Provided for the leading companies in tabular format:-

- By Turnover & Individual Sales Revenue Estimates for 2008
- By Profit
- By Total, Combined Assets
- By Net Worth
- By Number of Employees

Company Profile & Sales Leads

Financial data and estimates provided for the last 4 years of trading for every company:-

- Turnover & Profit estimates for every company listed for 2008
- Working Capital (i.e. Cash Available), Sales & Profit Per Employee (where reported)
- Debtors Value (i.e. money owed to company each year over the last 4 years)
- Fixed Assets (e.g value of land, buildings, vehicles, equipment etc)
- Current Assets (i.e cash & other assets to be sold within 1 year)
- Current Liabilities (i.e debts or obligations due in 1 year)
- Long Term Liabilities (i.e debts or obligations which extend beyond 1 year)
- Net Worth (i.e total assets less total liabilities)
- Company's Principal Activities
- Full Registered Address & Postcode
- Incorporation Date
- Ultimate Holding Company & Parent Company (if applicable)
- Number of Employees (estimates given where no data exists from Companies House)
- Senior Decision Maker / Director Contact Name

Also provided as part of the "Ultimate Pack" is a comprehensive, multi-use mailing and telemarketing list and a comprehensive financial spreadsheet including 4 years key financial data for the industry.

2.2 Kitchen Retail Industry Competitor Listing

The following table provides a listing of the companies which are included, and for the purposes of this report, defined as 'the market'.

Figure 1: Kitchen Retail & Installation Companies Listing

Abbey Kitchen & Bathrooms	G & A Solutions	Omega Kitchens (Leicestershire)
Adam Furniture Group Plc	George Morrison	Optiplan Kitchens
Allied Manufacturing Company	German Kitchen Solutions	Palazzo Dream Kitchens (Scotland)
Alno (In-Toto)	Hallmark Kitchens	Peter Haining Kitchens
Alternative Plans	Hardleys Kitchens & Bedrooms	Philip Dowse Interiors
Apex Interior Systems	Harvey Jones	Plain English Design
Archcourt	Hayburn Wood Products	Plasman Laminate Products
Arkad Services	Himley Kitchens	Poggenpohl Group
Artisan Bespoke Furniture	HK Group	Prentice Furniture
Ashley Ann	Home Choose Kitchens	Pullman Furniture
Bespoke Kitchens Systems	Homeform Group .(Moben)	Q A (Ironbridge)
Better Kitchens	Ideal Distribution	Ravensdale Indoor Living
Birchwood	Ikas World Of Kitchens	Raventree
Boa Style	Imperial Cabinet Co	Reface Scotland
Bodel Manufacturing	Intamarble	Richford Design
Browns	James Theobald	Rivendell Of Winchester
BSF Solid Surfaces	John Lewis Of Hungerford Plc	Robinson & Cornish
Capricorn Kitchen Studios	Johnson & Johnson Furniture Plc	Roundel Manufacturing
Cavendish Equipment	Joinery & Timber Creations (65)	Roundhouse Design
Chamois Furnishings	Just Granite	SFG Products
Change Of Style Granite & Stone	K D R Kitchen Factory	Sigma 3 Kitchens
Changing Rooms Leicester	Kazfam Kitchen Systems	Simplicity Interiors
Chantry Kitchens	Kbb Studios	Spekva Uk
Chenez	Kendal Domus Design	Spen Valley Kitchens
Clarity Arts	Kitchen & Bathroom World	Sterling Designs
Clive Christian	Kitchen Art	Stoneham Plc
Commodore Kitchens	Kitchen Consultants	Such Designs
Contract Kitchen New Milton	Kitchen Culture	Sussex Kitchen Designs
Contract Kitchens	Kitchen Finesse Highland	System 6 Kitchens
Cordiners Kitchens & Bedrooms	Kitchens & Bathrooms Direct	T & S Bespoke Kitchens
Counter Production	Kitchens	Talk Kitchens & Bathrooms
Countryside Kitchens	Kitchens With Klass	The Complete Kitchen Co.
Court Homemakers	Knightsbridge Kitchens	The Kitchen Centre (Newcastle)
Crown Products (Kent)	Kutchenhaus	The Kitchen Range
Cupboard Love Uk	Leangrange	Thwaite Holme Kitchens & Bedrooms
Custom Design	Leanvale	Topline Distribution
Custom Kitchens (Poole)	Lines & Jones	Tradestyle Cabinets
David Johnston Design	Lochside Installations	Trans-Form Kitchens (East Anglia)
Dayrooms	Mag Kitchens & Bathrooms	Treyone Woodcraft
De Mornay Boyes	Magnet Group	Twenty5 Design
Dennis & Robinson	Marpatt Plc	Ultima Furniture Systems
Design Interiors	Masterpieces	Underwood Kitchens
Direct K B B	Mereway Contracts	Unibase Cabinet Systems
Dream Doors	Mimar	VC Industries
DTW Installations	Monzie Joinery	White Rose Interiors
Duo Design & Build	Moore's Furniture Group	Whitehall Fabrications
Eclipse Kitchens & Bedrooms	Murray & Murray	William Ball
Edwardian Kitchen Co	Naturewood	Wood Style Kitchens & Bedrooms
Empire Kitchen Co	New Kitchen & Bathroom Centre	Woodbridge Interiors
English Hardwood Design	Newcastle Furniture Co.	Woodcraft
F D Kitchens	Nicholas Anthony	Wooden Heart Warehouse
Falcon Interiors	Nobilia Gb	Woodwork Traditional Handmade Furniture
Figura	Norwood Interiors	Worktop Fabrications
Finefix	Ochre	
Fontoura Worktops	Offspec Kitchens	

Source: MTW Research

The companies identified in the preceding table are estimated to achieved a turnover of just under £x.x billion. It is estimated that the total value of the market is likely to be worth a range of £x.x billion. freestar

According to the research, with freestar and its subsidiaries identified in the preceding table.

However, the number of smaller companies is estimated to be 4,500 in the supply chain.

For the preceding period, the research reflects a lacklustre market with limited stimulation.

In 2009, the market remains relatively flat, with accountants attributing this to advertising and marketing coupled with a lack of investment.

The impact of the house building product market indicates a general decline in activity.

Perhaps the most significant factor is the maintenance of confidence in the expenditure on kitchen appliances through the channel.

In mid 2009, the market is expected to 'bottom out' and then recover from the recession. It is expected to come back to normal performance by the end of the year.

Censored in Report Sample

estimated to be worth a range of £x.x billion. It is estimated that the total value of the market is likely to be worth a range of £x.x billion.

In 2008, the market was estimated to be worth £x.x billion. The research identifies a number of key factors influencing the market.

The number of smaller companies is estimated to be 4,500 in the supply chain. The research identifies a number of key factors influencing the market.

For the preceding period, the research reflects a lacklustre market with limited stimulation. The market is expected to 'bottom out' and then recover from the recession.

Industry

Marketing, advertising, and stability.

The new product sources are expected to be a significant factor in the market's recovery.

(repair, maintenance)

ties for investment

as a result of

years of recession. It is expected to come back to normal performance by the end of the year.

such, forecasts remain subject to variation. Whilst the likelihood of a 'double-dip' in economic activity remains unlikely, the suggestion of such a scenario further illustrates the ongoing fragility of the UK economy at present.

Whilst consumer confidence remains at a particularly low ebb, trends within the wider retail sector suggest a... sectors, w... tentative s... most optim... sources. for a relati

Whilst the... however, return to i... housebuil... domestic

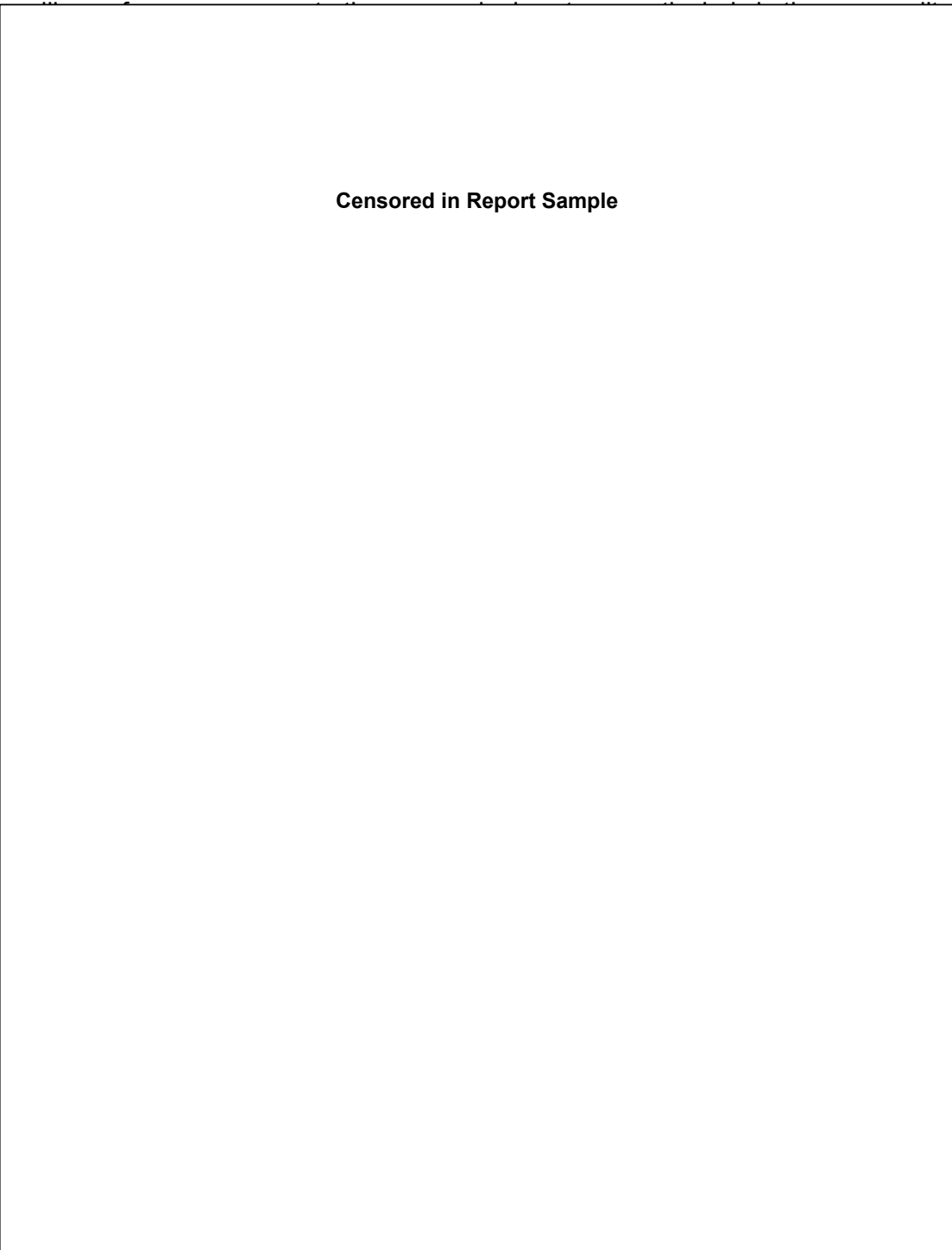
The UK ki... competing... and subse... reposition... way to pro

Sources in... choice of... increasing... often sour... supported... to seek to

The kitche... with a larg... the ongoin... support. suggests... terms of n

However, seeking e... pressure o... installation... labour cos... in constru... suggesting... such, this... reversal is

2009 and beyond.



good
th the
me
nism
ctor,
s, a
nd
in the
ched
A
me
rs.
der
s,
s
ntinue
on,
due to
erm in
ly
g
f
g
cline
es
. As
this
n late

This quantitative report is based principally on company sales returns and balance sheets, supported where appropriate by additional primary research from the industry, secondary data from trade journals, industry commentators etc., and our own estimates based on previous background experience of researching the UK kitchen market.

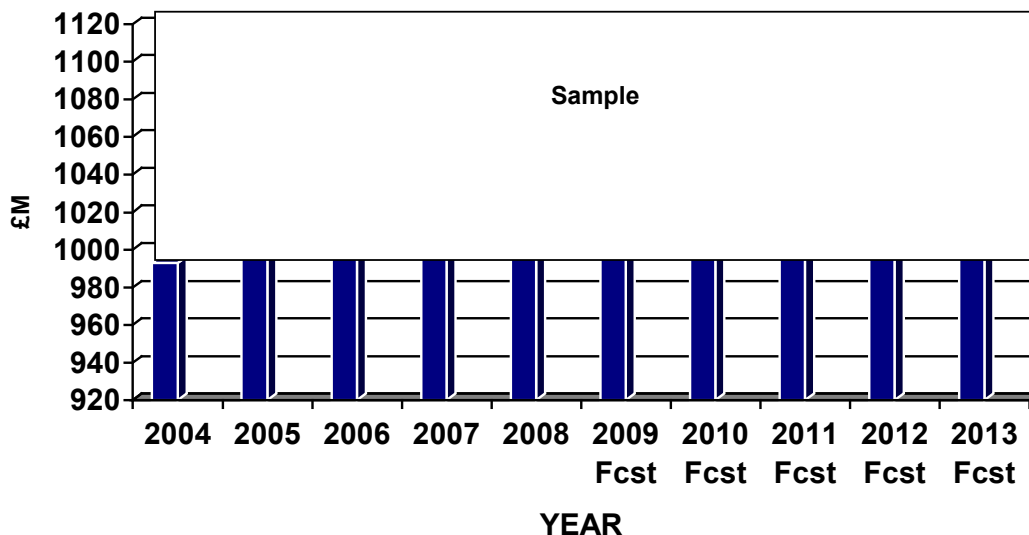
2.3 Kitchen Retailer & Installer Market Performance 2004-2013

The following section reviews the overall, combined performance of the selected kitchen retailers & installers in terms of sales revenue, profit, assets, liabilities and net worth since 2004 and provides forecasts to 2013.

2.3.1 Kitchen Retail & Installation Market Sales Revenue 2004-2013

The chart below illustrates the performance of the kitchen retailers & installers market in terms of combined sales revenues between 2004 and 2008 and forecasts to 2013:-

Figure 2: Kitchen Retail & Installation Market Sales 2004-2013 £M




Source: MTW Research / Company Financials

The above chart illustrates our estimates of the sales performance of the Kitchen Retailers and Installers market identified previously from actual sales returns and revenue estimates based on annual returns and balance sheets.

In 2004 the market slowed down due to a characteristic of slow growth in consumer confidence.

However, the market is 'drying up' as US banks are sold or the UK market is commencing.

Whilst the impact of the inactive market is distinct, the lack of consumer confidence leading to substantially lower levels of domestic



estimated bid... continued... of

with... a... made by... which were... factors of... positioned.

the full... of... ts and a

refurbish
during Q
terms of


Substant
optimism
social lar
sourced
Governm
over the
more dor

As of mid
out', with
there hav
recession
stronges
rising by
more like

Given a r
market a
albeit rel
5% down

The impr
2010 as
activity.
manufac
boost kit
marketin
this posit
around £

Subsequ
experien
range of
over £1.1



3-4%
clines in

er some
gistered
ily
e
homes
o for the

med
Whilst

ion, the
e prices
ow

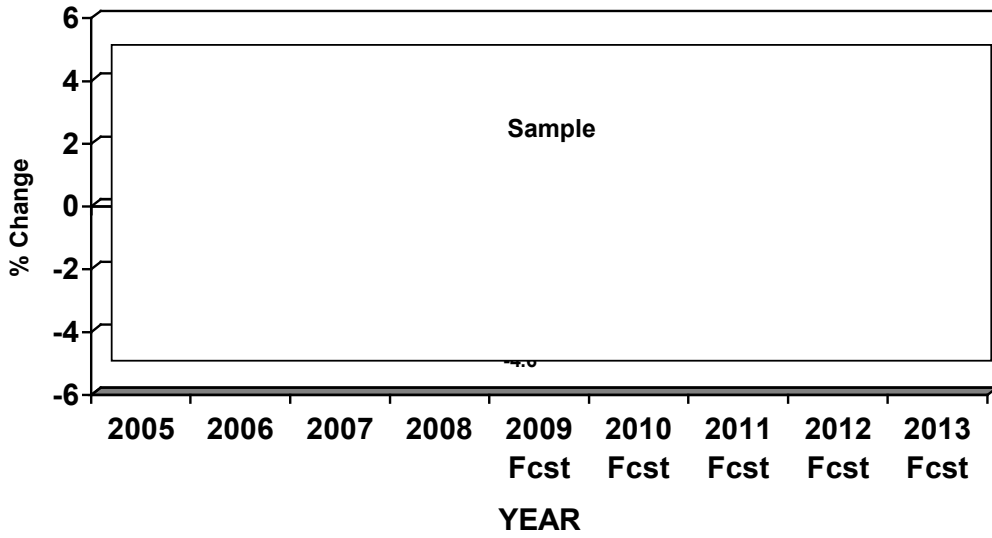
using
e some,
ound

mid
vement)
so drive
should
pricing,
are that
ching

to
de
just

The annual change in sales revenue by the kitchen retailers & installers market is illustrated in the following chart:-

Figure 3: Kitchen Retailers & Installers Market Total Sales % Change 2004-2013



Source: MTW Research / Company Financials

The c
2008
Sour
begin
subs

As su
econ
indus
mark
2008

Fore
expe
curre
term
curre
this is

While
durin
offer
rapid
term,
appli
mark

Any s
reser
confi
the n
'pent



ed during
the year.
it crunch

ter macro-
for the
, the
flation in

9
set by
ly 'real
flation is
dicate that
nsumers.

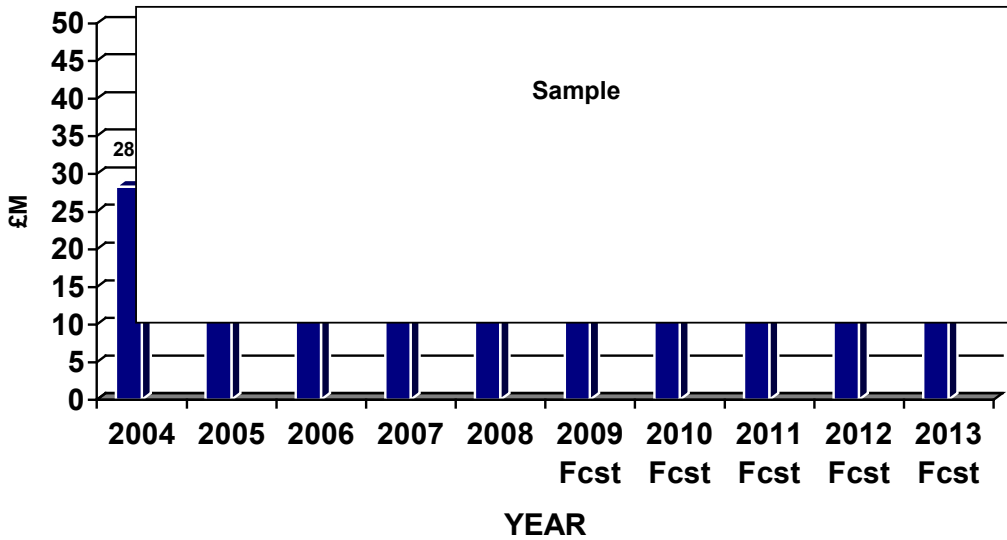
bly robust
likely to
n to the
he short
lic sector
et

efore
er
011 are for
easing of

2.3.2 Kitchen Retailers & Installers Market Profitability 2004-2013

The following table illustrates the performance of the Kitchen Retail suppliers market in terms of profitability between 2004 and 2008 and provides forecasts to 2013:-

Figure 4: Kitchen Retailers & Installers Market Total Profit 2004-2013



Source: MTW Research / Company Financials


Profita
followi
and int
sector
the exp
for reta
'sheds
econor

As vol
substa
discou
a key c
with 20

Furthe
likely t
2009.
million
experie
2009.

As vol
becom
feed th

Given
to achi



hanily
06
e
at
eed
is the
to

isen
ater
ents
nths,

n is
£27

Q4

to
p

stead


demand
stabilis
through

For su
increas
cost cu
supply
achiev
produc
differen

By mid
terms
deman
return
for the

On the
Govern
forecas
growth
per an
recove

Despit
retail a
before
remain



is to

n an
nt
duct
ers to

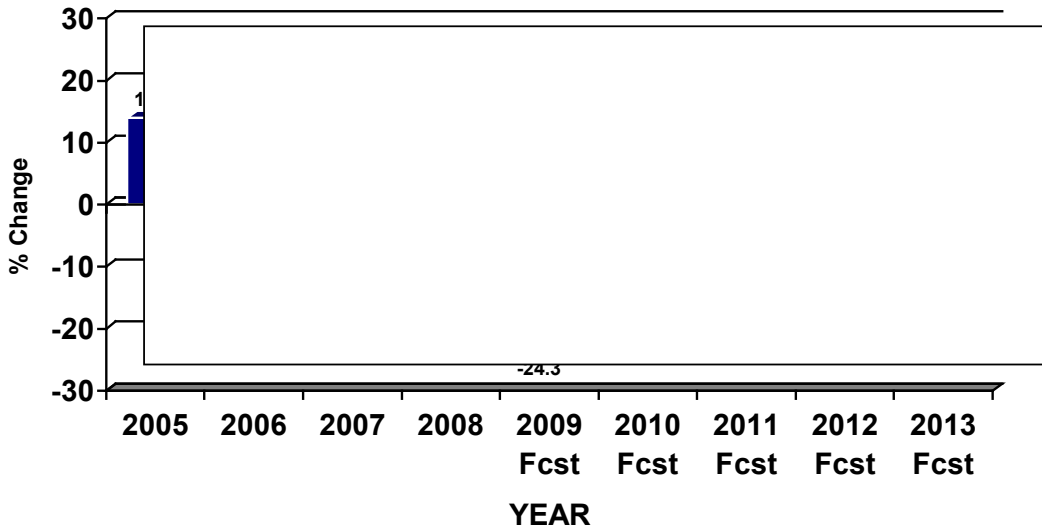
in
2010,
ulus

the
ur
with
20%

en
n
ely to

The level of annual profit growth is illustrated in the following chart:-

Figure 5: Kitchen Retailers & Installers Industry Total Profit % Change 2004-2013



Source: MTW Research / Company Financials

The above chart illustrates the

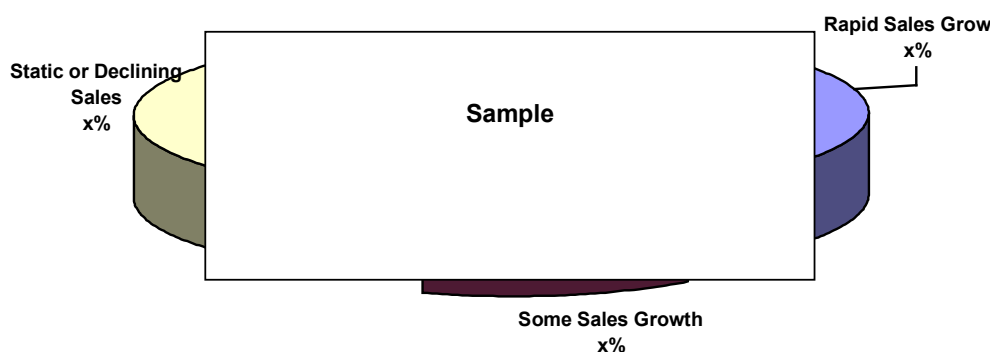
2.4 Kitchen Retailers & Installers Industry Trend Indicators

The following section represents the findings of MTW’s analysis of the UK kitchen retailers & installers industry based on primary research and quantitative statistics. The following data is based on representative samples from the total kitchen retailers & installers industry.

2.4.1 Kitchen Retail Market Share by Growth, Decline & Static Sales

The following chart illustrates the performance of the UK kitchen retailers & installers market during the last 12 months to June 2009 in terms of revenue performance:-

Figure 12: Kitchen Retailers & Installers – Market Share by 12 Month Sales Performance to June 2009

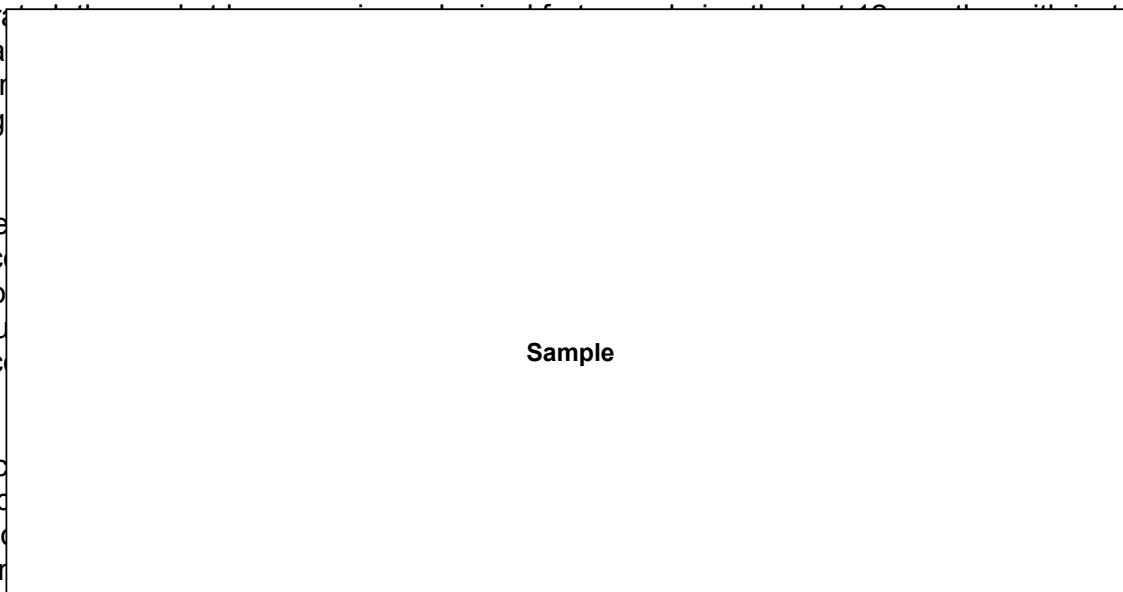


Source: MTW Research / Company Accounts

As illustra
under ha
difficult tr
declining
continue

Neverthe
market c
excess o
of this bu
market c

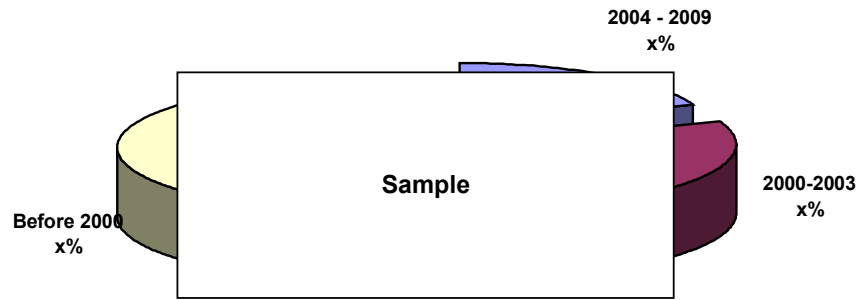
Sources
domestic
rapid dec
majority o
short terr



2.4.2 Kitchen Retailers & Installers– Industry Structure by Age of Company

The mix by age of companies active in this sector are key indicators of an industry’s fundamental health and level of business confidence and also indicate the level of optimism regarding future performance. The following chart illustrates the mix by age of companies in 2009:-

Figure 13: Kitchen Retailers & Installers Industry – Market Share by Age of Company




Source: MTW Research / Trade Sources

Despite
have d
compe
custom
propos
those e
given t
offer s

The re
market
combin
compa
exacer
in a gr
compa

Compa
these c
further
a matu

These
more li
produc
provide
such, t
whilst t
sector
current



d to
of

ts or
rs
r to

the
a
se

result
larger

th
ecting
t.

re

As
and

n the

2.4.3 UK Kitchen Retail Industry – Volume Share by Risk Rating 2009

Credit ratings also provide a crucial indicator as to an organisation's performance and underlying health. When combined with other companies and viewed on an industry wide basis, credit ratings also offer an effective insight into the fundamentals of a market.

The following chart illustrates the credit ratings by volume for the kitchen retailers & installers market as at June 2009:-

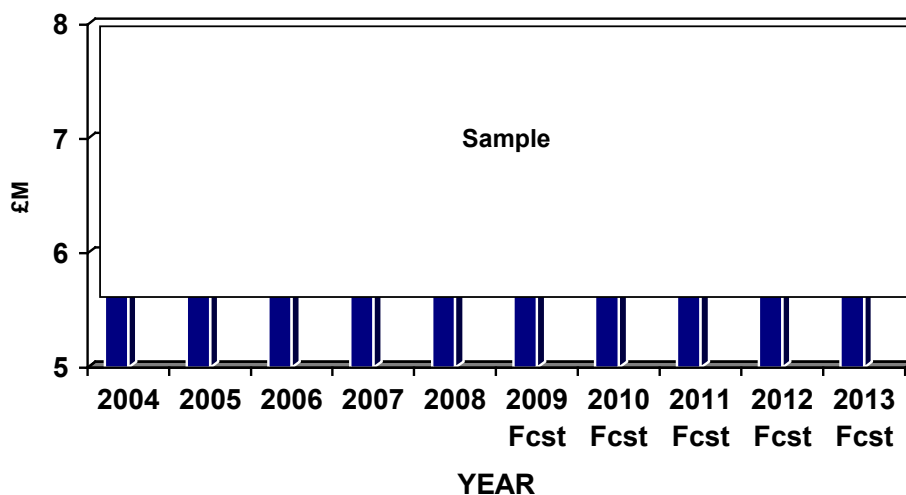
2.5 Kitchen Retailers & Installers Average Sales Performance 2004-2013

The following section illustrates the average performance of the kitchen retailer & installer within our definition of the market in terms of revenue, profit, assets, liabilities and net worth.

2.5.1 Kitchen Retailers & Installers Market Average Sales Revenue 2004-2013

The following table illustrates the average sales revenue of the kitchen retailers & installers market since 2004 and forecasts to 2013:-

Figure 18: Kitchen Retailers & Installers Market Average Sales Turnover 2004-2013




Source: MTW Research / Company Financials

As illus
sales o
has sta
terms o

Source
range o
downtu
subsec
compa
to som

In the
declini
averag
onward



The percentage change in average sales turnover is illustrated in the following chart:-

3. Kitchen Retailers & Installers Company Rankings

3.1 Introduction to the Rankings

The following section ranks the companies identified in the previous chapter by various key financial indicators. It should be noted that each company will have varying degrees of activity within this sector and will include an element of variation in terms of product and service portfolio.

Where possible, we have used the financial information reported by each company. However, for small and medium sized companies reporting obligations are less strict and these companies are not obliged to disclose turnover, profit before tax and other information such as number of employees etc. Where this data does not exist, MTW have provided an estimate based on previous performance, industry averages, other financial indicators and background knowledge of the industry.

Whilst we endeavour to attain high levels of accuracy, it should be borne in mind, therefore, that the rankings and other information provided within this report may contain an element of estimation and whilst we endeavour to include all major companies within the market the following list is not exhaustive.

3.2 Kitchen Retailers & Installers Sales Estimates & Turnover Rank

3.2.1 Kitchen Retailers & Installers Ranking by Turnover - 2008

The table illustrates our estimates of the turnover rank for each company in 2008:-

Table 29: Ranking by Turnover 2008 - Kitchen Retailers & Installers

1. Ma		56. Ge		111. Kn	
2. Ho		57. Kit		112. Re	
3. Me		58. Q A		113. Wo	s
4. Al	imited	59. Cap		114. Ed	
5. Al		60. Arc		115. En	
6. Jo	Ltd	61. Che		116. Ta	
7. Cr		62. Dire		117. Da	
8. Co		63. Des		118. Hir	
9. De		64. Jus		119. HK	
10. Si		65. VC		120. Ka	
11. W		66. Suc		121. Lo	
12. At	Sample	67. Sys	Sample	122. Pa	nd)
13. Of		68. Cor		123. SF	
14. Ra		69. Cor	Ltd	124. Th	oms
15. Jo	c	70. Fal		125. De	
16. Po		71. Hay		126. Ke	
17. Pl		72. Mas		127. Ric	
18. Ja		73. Har		128. Th	
19. W		74. Lin		129. Tra	a)
20. W		75. Rot		130. Tw	
21. Ha		76. Cla		131. Bo	
22. Ha		77. Cha	Ltd	132. Co	
23. F		78. Kut		133. Cu	
24. Ch		79. Tre		134. DT	
25. Ro		80. Bsf		135. Fig	
26. Ki		81. Day		136. Na	
27. Sp		82. Mur		137. Ne	
28. Ro		83. Cliv		138. Ne	
29. Pl		84. Cor		139. Ge	
30. St		85. Wo	niture	140. Ho	
31. No		86. Ecli		141. Kit	
32. Jo		87. Lea		142. Kit	
33. Ac		88. Lea		143. Sp	
34. Ur		89. Mor		144. T &	
35. Ide		90. Und		145. Arl	
36. Th		91. Dre		146. Be	
37. Ma		92. Pull		147. Bro	
38. Me		93. Top		148. Ch	
39. Op		94. Wo		149. Du	
40. As		95. Cus		150. Fo	
41. Ab		96. K D		151. KB	
42. Bo		97. Om	Ltd	152. Kit	
43. Ul		98. Arti		153. Kit	
44. Ap		99. Cou		154. Mir	
45. Fir		100. Ir		155. Nic	
46. Ma		101. P		156. Oc	
47. St		102. C		157. Riv	
48. Ca		103. C		158. Sir	
49. Pr		104. K		159. Su	
50. Th	Ltd	105. P		160. Tra	
51. Co		106. R		161. Wh	
52. Ika		107. B		162. Wo	
53. W		108. E		163. G	
54. No		109. Ir			
55. Bi		110. K			

Source: MTW Research / Company Accounts

3.2.2 Individual Kitchen Retailers & Installers Company Sales Revenues

The following table illustrates the estimated turnover for each company for 2008:-

Table 30: Turnover Estimates (£M) 2008 - Kitchen Retailers & Installers

Trading Name	2008 Turnover	Trading Name	2008 Turnover
M	£35	St	£
H	£16	Ca	£
M	£11	Pr	£
A	£3	Th	£
A	£3	Co	£
J	£2	Ik	£
C	£2	W	£
C	£2	No	£
D	£2	Bi	£
S	£1	Ge	£
V	£1	Ki	£
A	£1	Q	£
C	£1	Ca	£
F	£1	Ar	£
J	£1	Ch	£
F	£1	Di	£
F	£1	De	£
J	£1	Ju	£
V	£9	VC	£
V	£9	Su	£
H	£9	Sy	£
H	£7	Co	£
F	£7	Co	£
C	£7	Fa	£
F	£7	Ha	£
K	£6	Ma	£
S	£6	Ha	£
F	£6	Li	£
F	£6	Rd	£
S	£6	Cl	£
Z	£5	Ch	£
J	£4	Ku	£
A	£4	Tr	£
U	£4	Bs	£
K	£4	Da	£
T	£4	Mu	£
M	£4	Cl	£
M	£4	Co	£
C	£4	W	£
A	£3	Ed	£
A	£3	Le	£
B	£3	Le	£
U	£3	Mo	£
A	£3	Ur	£
F	£3	Dr	£
M	£3	Pu	£

Trading Name	2008 Turnover	Trading Name	2008 Turnover
		Tr (Anglia)	£
		Tw	£
		Bo	£
		Co	£
		Cu	£
		DT	£
		Fig	£
		Na	£
		Ne Centre	£
Sample	S a m p l e	Ne	£
		Ge	£
		Ho	£
		Kit	£
		Kit	£
		Sp	£
		T &	£
		Ar	£
		Be	£
		Br	£
		Ch er	£
		Du	£
		Fo	£
		KE	£
		Kit	£
		Kit ect	£
		Mi	£
		Ni	£
		Oc	£
		Ri	£
		Sir	£
		Su	£
		Tr	£
		W	£
		W	£
		G	£0

Source: MTW Research / Company Financials

3.3 Kitchen Retailers & Installers Ranking by Profit

The following table illustrates our estimates of the rank by profit for each of the kitchen retailers & installers in 2008:-

Table 31: Ranking by Profit 2008 - Kitchen Retailers & Installers

1. H		56. Ju		111. E	
2. M		57. VC		112. E	
3. M		58. Su		113. T	
4. A		59. Sy		114. H	
5. J	55)	60. Co		115. H	
6. V		61. Co		116. K	
7. C		62. Fa		117. W	
8. D		63. Ha		118. T)
9. V		64. Ma		119. K	
10. A	y	65. Ro		120. D	
11. C		66. Cl		121. L	
12. C	Sample	67. Bs	Sample	122. P	and)
13. S		68. Cl		123. S	
14. F		69. Co		124. T	s
15. A		70. Pu		125. D	
16. H		71. K I		126. K	
17. K		72. Or)	127. R	
18. S		73. Cu		128. T	
19. F		74. Kit		129. T	lia)
20. F		75. Lin		130. D	
21. S		76. Ch	e	131. F	
22. N		77. Ku		132. N	
23. A		78. Da		133. N	e
24. J		79. Mu		134. N	
25. H		80. Tw		135. R	
26. F		81. Ec		136. P	
27. U		82. Le		137. H	
28. Ic		83. Le		138. W	de
29. T		84. Dr		139. U	
30. M		85. To		140. W	
31. C		86. F I		141. B	
32. A		87. Ch		142. G	
33. E		88. Mc		143. H	
34. U		89. Cu		144. K	
35. A		90. Co		145. S	
36. F		91. Cu		146. T	
37. M		92. Co		147. A	
38. S		93. Jo	c	148. C	
39. IH		94. Tre		149. D	
40. V		95. Ar		150. F	
41. J	c	96. Int		151. K	
42. A		97. Ph		152. K	
43. N		98. Ch		153. K	
44. C		99. Kit		154. M	
45. F		100. Pe		155. N	
46. C		101. Ra		156. O	
47. N		102. Be		157. R	
48. E		103. Br		158. S	
49. G		104. Be		159. S	
50. C		105. En		160. T	
51. C		106. Im		161. W	
52. A		107. Kit		162. W	
53. C		108. Kn		163. G	
54. D		109. Re			
55. D		110. W	is		

Source: MTW Research / Company Accounts

3.4 Company Ranking by Total Assets

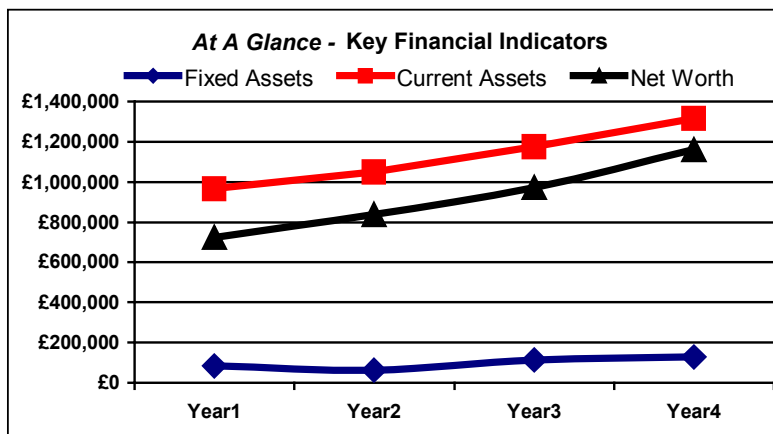
The following table illustrates our estimates of the rank by total fixed and current assets for each company in 2008:-

4. Kitchen Retailers & Installers Company Profiles

Sample Company Ltd - Company Overview & 'At a Glance'

Sample Road
Sample Town
Sample Postcode
Tel: Sample

Sample Company Ltd is a private limited company, incorporated on April 5, 1995. The company's main activities are recorded by Companies House as "Manufacture of other furniture" In mid 2009, the company has an estimated 20-30 employees.



To year end 31/12/07, Sample Company Ltd is estimated to have achieved a turnover of around £3.8 million. Pre-tax profit for the same period is estimated at around £0.2 million.

The following table briefly provides a top line overview on Sample Company Ltd:-

Company Name	Sample Company Ltd
Brief Description of Activities	Manufacture of other furniture
Parent Company	n/a
Ultimate Holding Company	n/a
Estimated Number of Employees	20-30
Senior Decision Maker / Director	Sample

The following table illustrates the company's key performance indicators for the last 4 years:-

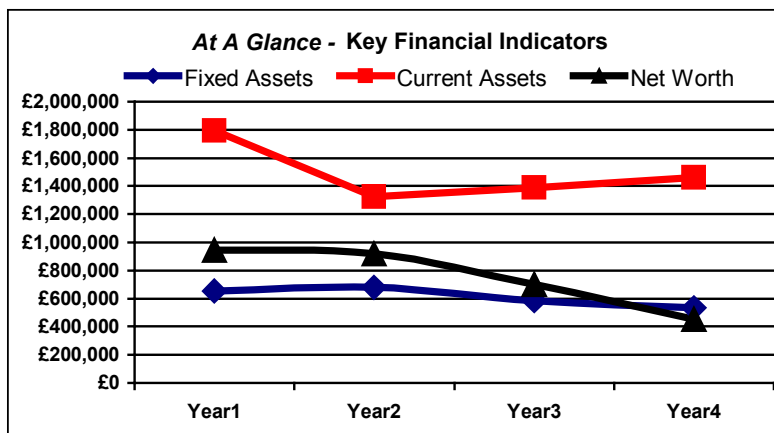
Sample Company Ltd - 4 Year KPIs to Year End 31/12/07

Key Indicator £	Year End 31/12/04 (Year1)	Year End 31/12/05 (Year2)	Year End 31/12/06 (Year3)	Year End 31/12/07 (Year4)
Fixed Assets	£83,000	£62,000	£114,000	£128,000
Current Assets	£966,000	£1,049,000	£1,175,000	£1,316,000
Current Liabilities	£325,000	£272,000	£318,000	£283,000
Long Term Liabilities	£0	£0	£0	£0
Net Worth	£724,000	£839,000	£971,000	£1,161,000
Working Capital	£641,000	£777,000	£857,000	£1,033,000
Profit per Employee	n/a	n/a	n/a	n/a
Sales per Employee	n/a	n/a	n/a	n/a

Sample Company Plc - Company Overview & 'At a Glance'

Sample Address
Sample Address
Sample Address
Tel: Sample

Sample Company Plc is a private limited company, incorporated on June 17, 1973. The company's main activities are recorded by Companies House as "The installation of kitchen, bedroom and bathroom furniture." In mid 2009, the company has an estimated 50-60 employees.



To year end 31/12/07, Sample Company Plc is estimated to have achieved a turnover of around £4.5 million. Pre-tax profit for the same period is estimated at around £0.1 million.

The following table briefly provides a top line overview on Sample Company Plc:-

Company Name	Sample Company Plc
Brief Description of Activities	The installation of kitchen, bedroom and bathroom furniture.
Parent Company	n/a
Ultimate Holding Company	n/a
Estimated Number of Employees	50-60
Senior Decision Maker / Director	Sample

The following table illustrates the company's key performance indicators for the last 4 years:-

Sample Company - 4 Year KPIs to Year End 31/12/07

Key Indicator £	Year End 31/12/04 (Year1)	Year End 31/12/05 (Year2)	Year End 31/12/06 (Year3)	Year End 31/12/07 (Year4)
Fixed Assets	£653,000	£679,000	£586,000	£533,000
Current Assets	£1,796,000	£1,323,000	£1,388,000	£1,460,000
Current Liabilities	£1,398,000	£1,001,000	£1,259,000	£1,531,000
Long Term Liabilities	£106,000	£84,000	£14,000	£8,000
Net Worth	£945,000	£917,000	£701,000	£454,000
Working Capital	£398,000	£322,000	£129,000	-£71,000
Profit per Employee	£289	-£603	-£5,019	-£5,830
Sales per Employee	£64,408	£66,897	£72,547	£73,792